

December 2022 Graduate Outcomes

Career Services

Purpose of Assessment

The purpose of this assessment was to obtain information regarding the graduate school and employment outcomes for Logan University alumni.

Methods

Career Services (CS) adheres to the National Association of Colleges and Employers (NACE) standards for collecting outcomes data at various intervals within the nine months preceding and following graduation.

CS administered the First Destination and Exit Surveys electronically through Handshake to Logan University students on track to confer an undergraduate, master's, or doctoral degree for the Fall 2023 trimester. CS team members continued to follow up with graduates and collect data through the Handshake platform, by conducting phone calls, through direct email inquiries, and by obtaining information provided in LinkedIn profiles.

Description of Participants

This report includes data from surveys administered to 230 Logan University alumni earning Bachelor's, Master's, or Doctorate degrees during the Fall 2023 trimester. Of that total, Career Services was able to verify the status of 188 alumni representing an overall response/knowledge rate of 82%.

Responses by Degree Level

<i>Degree Level</i>		<i>Response Count</i>
<i>Bachelor's</i>	13	
<i>Master's</i>	66	
<i>Doctoral</i>	109	
Total		188

Findings

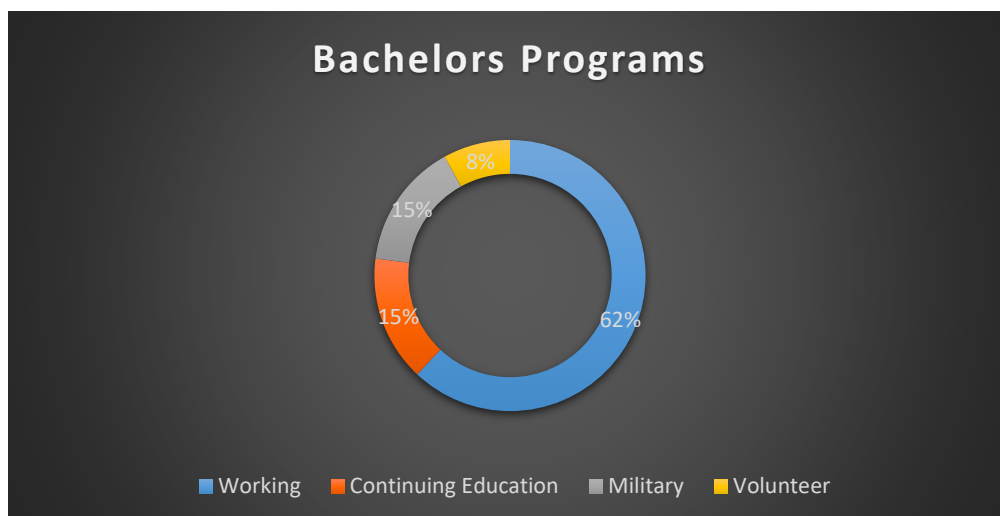
Out of 188 alumni responses, 162 (86%) were found to be employed full or part-time, two (1.1%) were serving in the military, one (.53%) student reported that they were volunteering, seven (3.74%) reported continuing their education, two (1.1%) students reported that they were not seeking employment, 14 (7.49%) were actively seeking employment. 92% of Logan University graduates from the Fall 2022 trimester were found to be satisfactorily occupied within nine months of graduation. Graph below.



Bachelors Programs

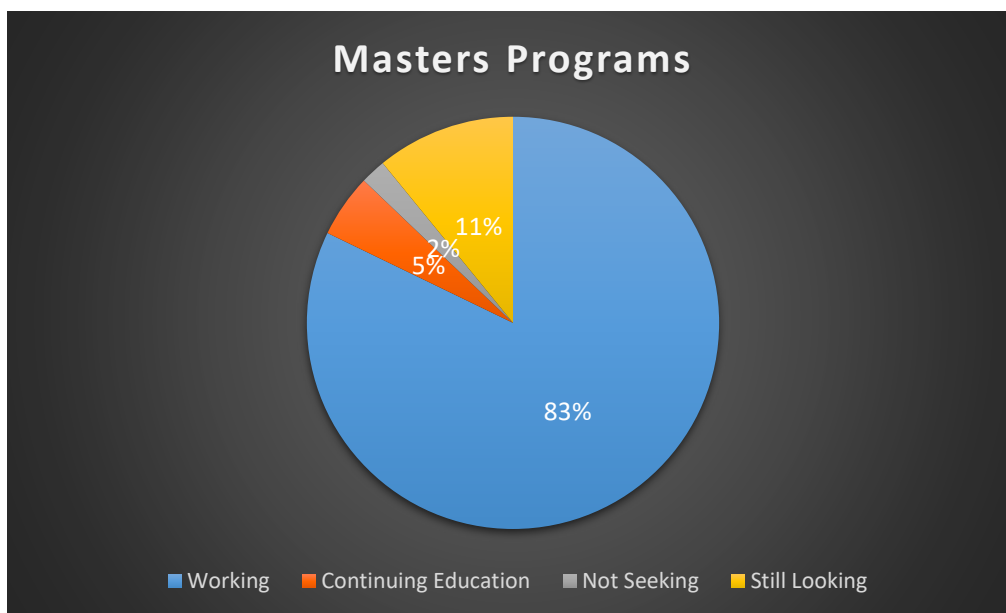
Career Services verified the status of 13 graduates from the Human Biology program. Eight (62%) graduates reported working full or part-time. Two (15%) students indicated that they were continuing their education. Two (15%) graduates were serving in the military. One (8%) reported that they were volunteering. 100% of the graduates from the Human Biology program were found to be satisfactorily occupied. Graph on next page.

Bachelors Programs



Master's Programs

Results obtained from 66 alumni enrolled in Logan's Master's programs indicate that 55 (83%) were working full or part-time, three students (5%) reported continuing their education, one graduate (2%) reported not seeking employment, and seven graduates (11%) reported they were still seeking employment. 89% of the graduates from Logan's Master's programs were satisfactorily occupied. Graph below.



Students enrolled in the Master of Science in Applied Nutrition and Dietetics program supplied 5 responses. Three (60%) were found to be employed full-time. Two (40%) graduates reported that they were still seeking employment. Table on next page.

*Master of Science in
Applied Nutrition and
Dietetics*

<i>Employed</i>	3	60%
Continuing Education	2	40%
<i>Total Responses</i>	5	100%

Students enrolled in the Master of Science in Nutrition and Human Performance program supplied 24 responses. Twenty-five (89%) were found to be employed full or part-time. Three (11%) graduates were continuing their education. 92% of the graduates from the Master of Science in Nutrition & Human Performance program were found to be satisfactorily occupied. Table below.

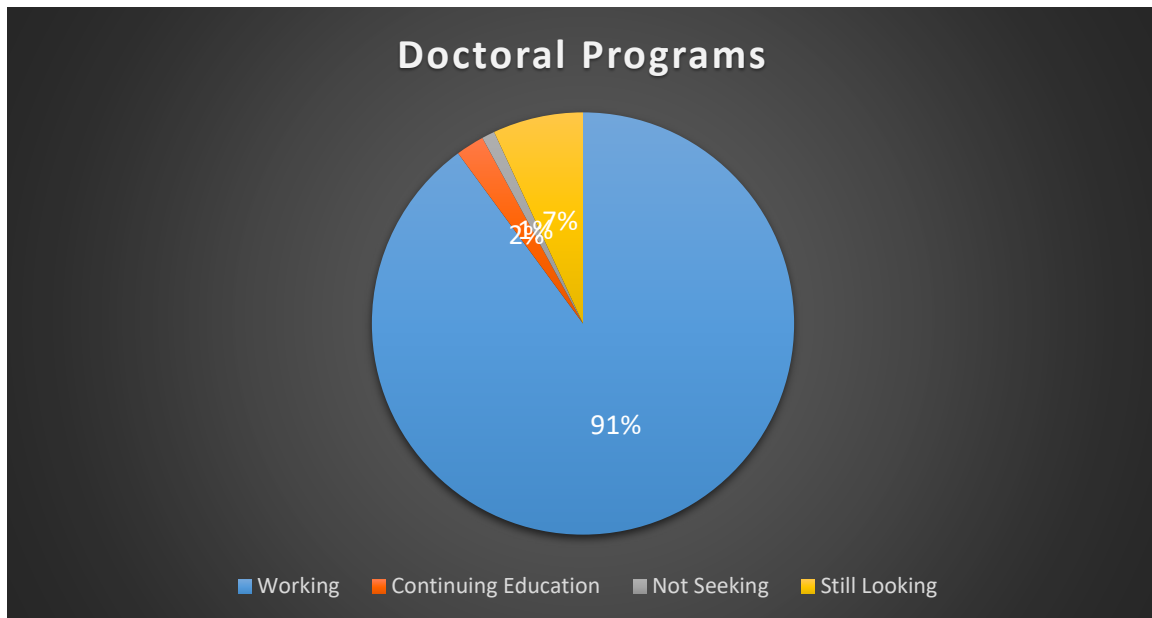
*Master of Science in
Nutrition & Human
Performance*

<i>Employed</i>	19	79.2%
Continuing Education	2	8.3%
<i>Not Seeking Employment</i>	1	4.1%
<i>Still Seeking Employment</i>	2	8.3%
<i>Total Responses</i>	24	100%

We received 26 responses from the Sports Science and Rehabilitation program. All alumni indicated that they were employed full-time or part-time. 100% of the graduates from the Sports Science and Rehabilitation Program were found to be satisfactorily occupied.

Doctoral Programs

Career Services obtained information from 109 survey participants enrolled in a doctoral program. Data indicated that 99 (91%) were working full or part-time. Two respondents (2%) were continuing their education. One respondent (1%) was not seeking employment. Three (7%) graduates reported that they were still seeking employment. 93% of the graduates from Doctoral programs were satisfactorily occupied. Graph below.



Doctorate of Chiropractic

Chiropractic Students supplied 102 responses. Thirty-three (92%) were found to be employed full or part-time. Three graduates (8%) indicated that they were still seeking employment. Table below.

<i>Doctorate of Chiropractic</i>		
<i>Employed</i>	93	91%
<i>Continuing Education</i>	1	1%
<i>Not Seeking Employment</i>	1	1%
<i>Seeking Employment</i>	7	7%
<i>Total Responses</i>	102	100%

Doctor of Health Professions

Career Services was able to verify the status of seven students graduating from the DHPE program. One graduate reported that they were pursuing a doctoral degree at the University of Georgia in Comparative Biomedical Science. The remaining six were working full-time. 100% of the graduates from the DHPE program were satisfactorily occupied.

Conclusions/Implications/Recommendations

We now have two dedicated Career Strategists serving the College of Health Sciences students to provide discipline-specific support and programming and are embedded in the Human Biology Capstone to provide career readiness support.