

April 2022 Graduate Outcomes

Career Services

Purpose of Assessment

The purpose of this assessment was to obtain information regarding the graduate school and employment outcomes for Logan University alumni.

Methods

Career Services (CS) adheres to the National Association of Colleges and Employers (NACE) standards for collecting outcomes data at various intervals within the nine months preceding and following graduation.

CS administered the First Destination and Exit Surveys electronically through Handshake to Logan University students on track to confer an undergraduate, masters, or doctoral degree for the Spring 2022 trimester. CS team members continued to follow up with graduates and collect data through the Handshake platform, by conducting phone calls, through direct email inquiries, and by obtaining information provided in LinkedIn profiles.

Description of Participants

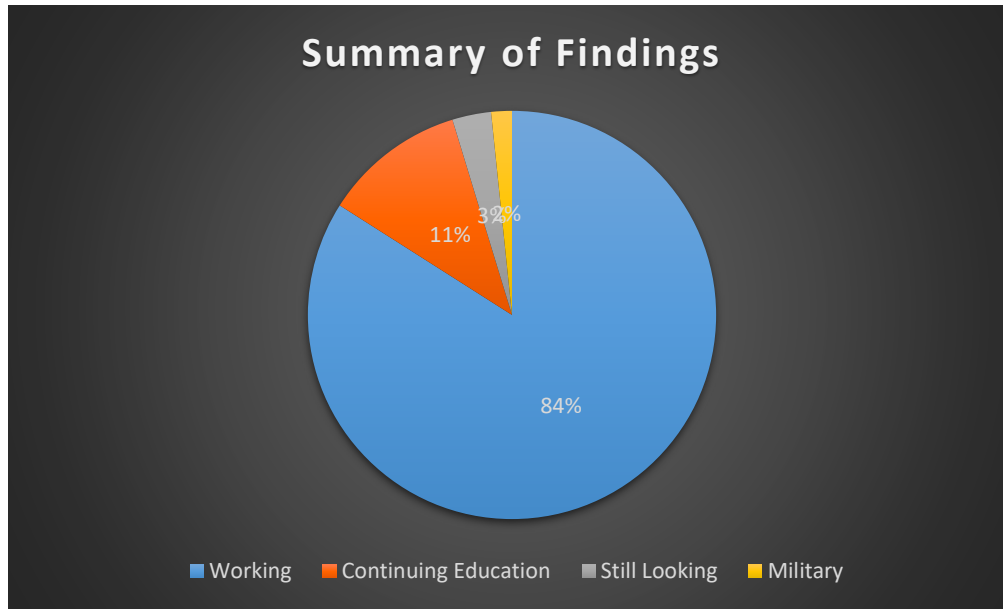
This report includes data from surveys administered to 111 Logan University alumni earning Bachelor's, Master's, or Doctorate degrees during the Fall 2021 trimester. Of that total, Career Services was able to verify the status of 62 alumni representing an overall response/knowledge rate of 56%.

Responses by Degree Level

<i>Degree Level</i>	<i>Response Count</i>
<i>Bachelor's</i>	7
<i>Master's</i>	12
<i>Doctoral</i>	43
Total	62

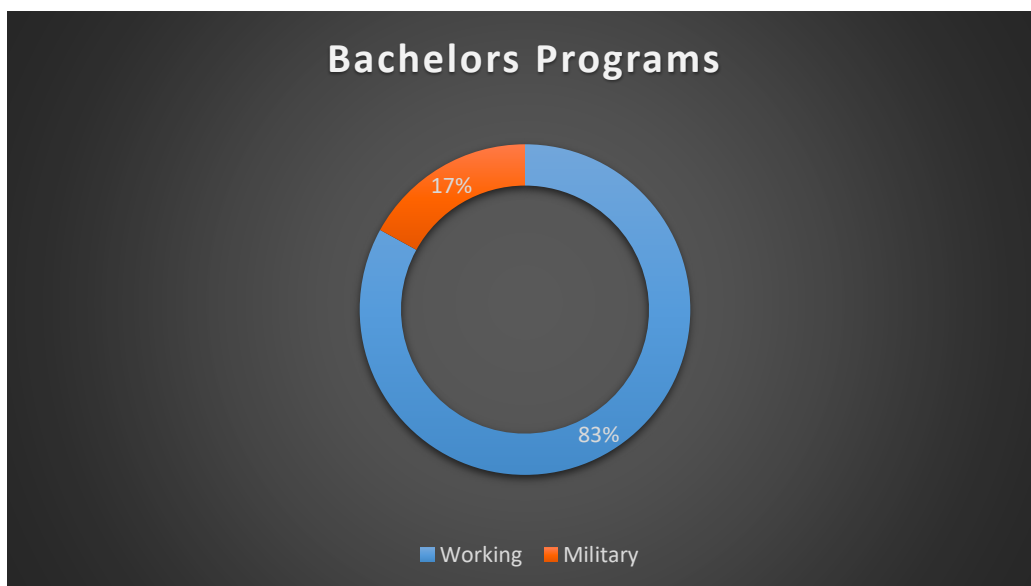
Findings

Out of 62 alumni responses, 51 (82%) were found to be employed full or part time, one (1.6%) was serving in the military, seven (11%) reported continuing their education, one student (1.6%) indicated that they were not seeking employment and two graduates (3.2%) were actively seeking employment. 97% of Logan University graduates from the Spring 2022 trimester were found to be satisfactorily occupied within nine months of graduation. Graph below.



Bachelors Programs

Career Services verified the status of six graduates from the Human Biology program. Five (83%) graduates reported that they were working in a health-related field. One (17%) student indicated that they were serving in the military. Graph below.

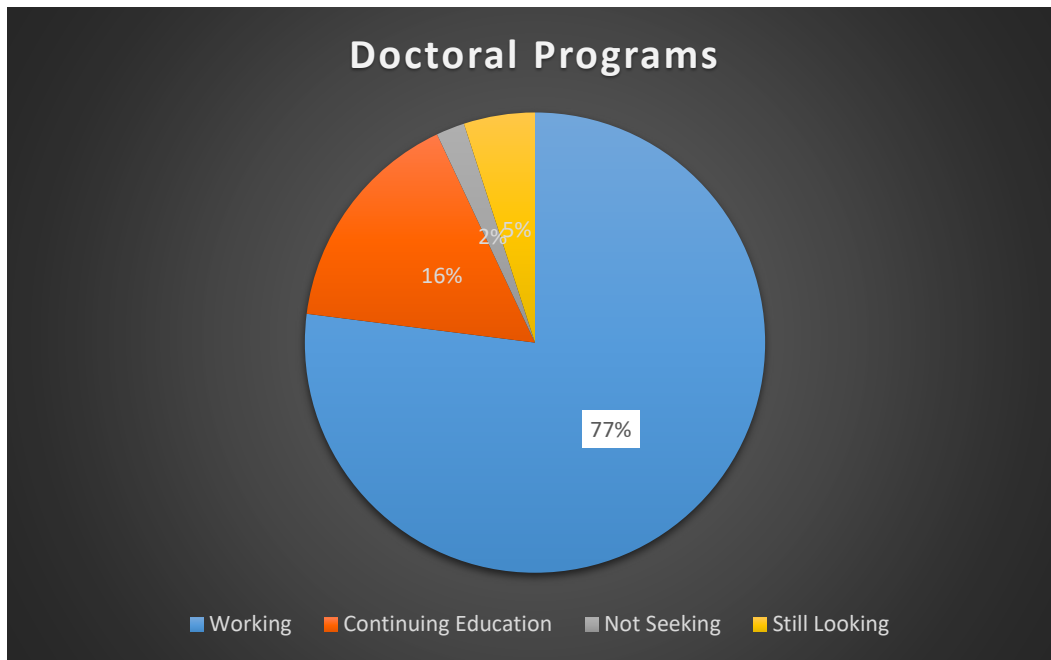


Masters Programs

Results obtained from 12 alumni enrolled in Logan’s Sports Science and Rehabilitation program indicate that 12 (100%) were working full or part-time. There were no respondents from other programs.

Doctoral Programs

Career Services obtained information from 44 survey participants enrolled in a doctoral program. Data indicated that 34 (77%) were working full or part-time. Seven respondents (16%) were continuing their education. One graduate (2.2%) reported that they were not seeking employment. Two (4.5%) graduates reported that they were still seeking employment. 95% of the graduates from Doctoral programs were satisfactorily occupied. Graph below.



Doctorate of Chiropractic

Chiropractic Students supplied 43 responses. Thirty-three (77%) were found to be employed full time. Seven (16%) graduates were continuing their education. One graduate reported plans to pursue a certificate in Integrated Healthcare at Logan and the remaining six needed additional coursework. One (2%) graduate indicated that they were not seeking employment. Two graduates (5%) indicated that they were still seeking employment. Table below.

<i>Doctorate of Chiropractic</i>		
<i>Employed</i>	33	77%
Continuing Education	7	16%

<i>Not Seeking Employment</i>	1	2%
<i>Seeking Employment</i>	2	5%
<i>Total Responses</i>	43	100%

Doctor of Health Professions

Career Services was able to verify the status of one student graduating from the DHPE program who was working full-time in a university setting.

Conclusions/Implications/Recommendations

We will continue to administer the survey and collect data using the same methodology in upcoming trimesters to make future determinations regarding career resources and support.