

December 2020 Graduate Outcomes

Career Services

Purpose of Assessment

The purpose of this assessment was to obtain information regarding the graduate school and employment outcomes for Logan University alumni.

Methods

Career Services (CS) adheres to the National Association of Colleges and Employers (NACE) standards for collecting outcomes data at various intervals within the nine months preceding and following graduation.

CS administered the First Destination and Exit Surveys electronically through Handshake to Logan University students on track to confer an undergraduate, masters, or doctoral degree for the Fall 2020 trimester. CS team members continued to follow up with graduates and collect data through the Handshake platform, by conducting phone calls, through direct email inquiries, and by obtaining information provided in LinkedIn profiles.

Description of Participants

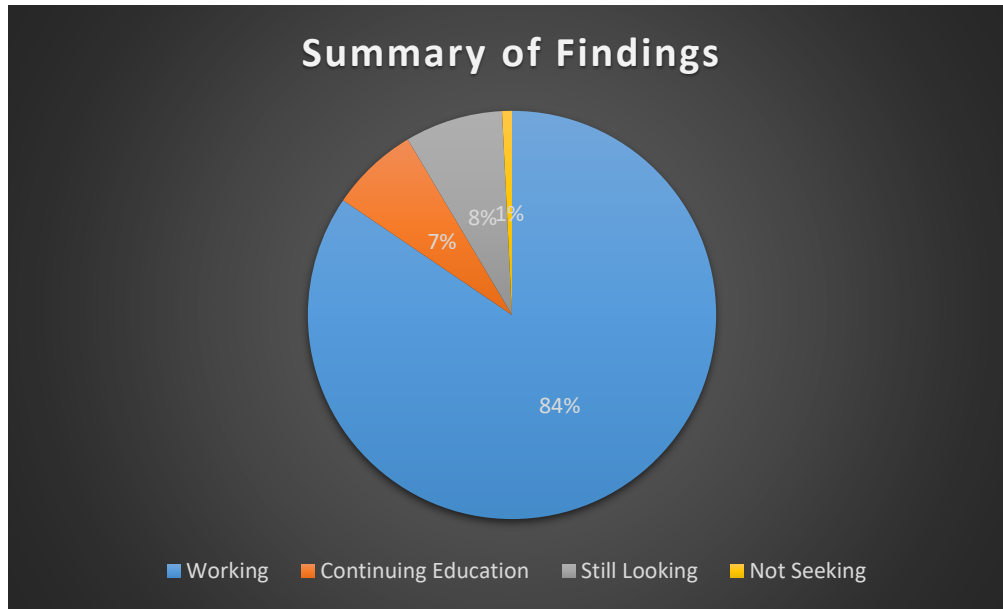
This report includes data from surveys administered to 241 Logan University alumni earning Bachelor's, Master's, or Doctorate degrees during the Fall 2020 trimester. Of that total, Career Services was able to verify the status of 152 alumni representing an overall response/knowledge rate of 63.1%.

Responses by Degree Level

| <i>Degree Level</i> | <i>Response Count</i> |
|---------------------|-----------------------|
| <i>Bachelor's</i> | 9 |
| <i>Master's</i> | 51 |
| <i>Doctoral</i> | 92 |
| Total | 152 |

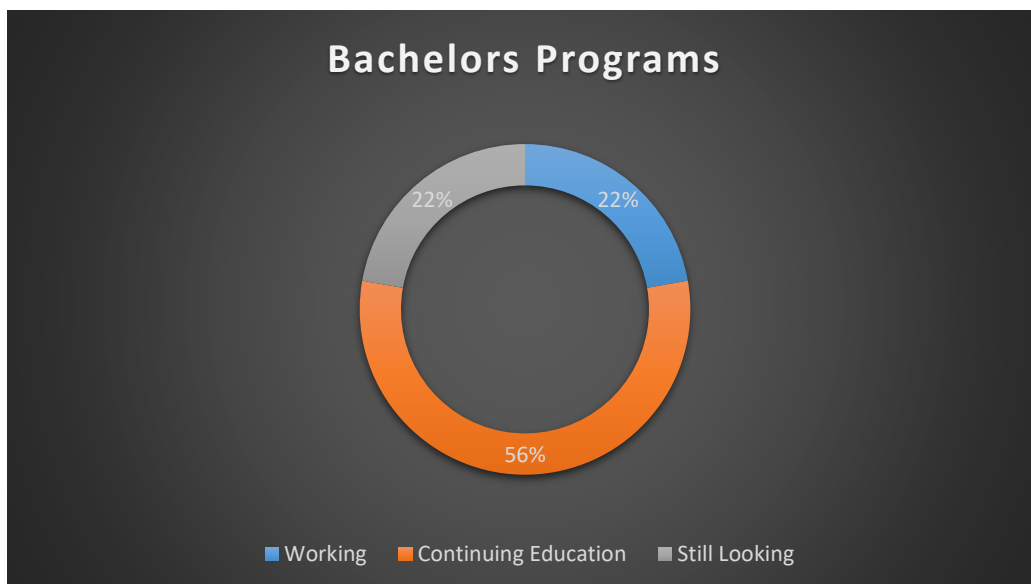
Findings

Out of 152 alumni responses, 129 (84.5%) were found to be employed full time or serving in the military, nine (6.98%) were continuing their education, one alumni (.78%) was not seeking employment and ten graduates (7.75%) were actively seeking employment. 91.5% of Logan University graduates from the fall 2019 trimester were found to be satisfactorily occupied within nine months of graduation. Graph below.



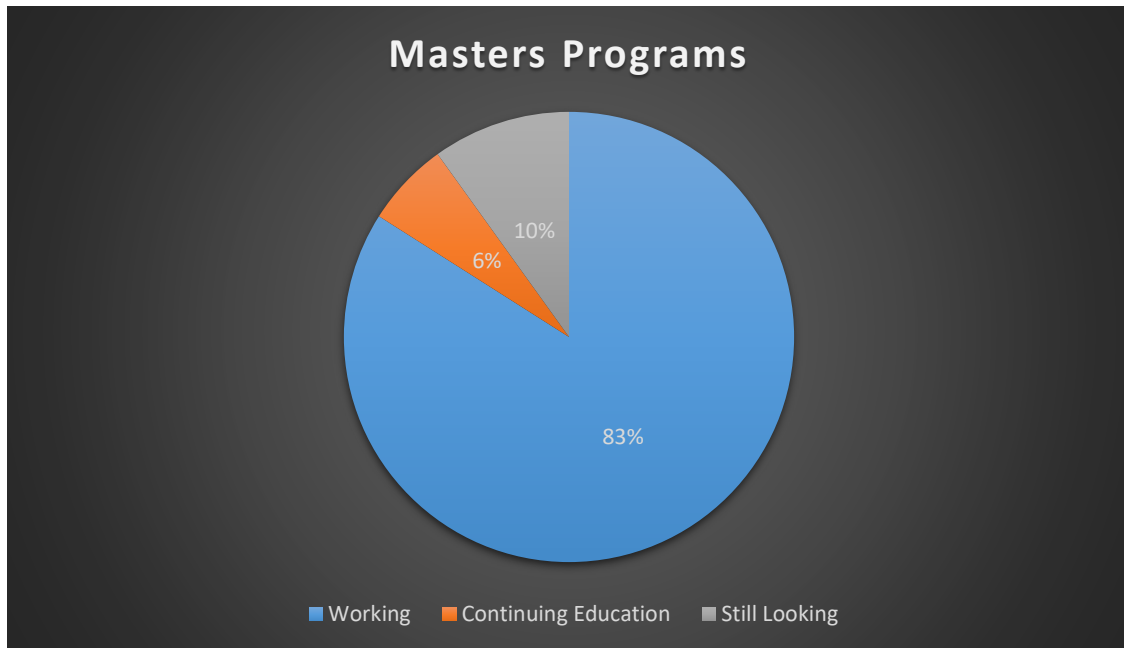
Bachelors Programs

Career Services verified the status of nine current students or alumni pursuing a bachelor's degree. Two (22%) graduates from the Human Biology program reported working in a field unrelated to their degree. Five (55.5%) students indicated that they were planning to continue their education. Two (22%) students indicated that they were still seeking employment. Graph below.



Masters Programs

Results obtained from 51 alumni enrolled in Logan’s master’s degree programs indicate that 42 (83%) were working or serving in the military, three (6%) were continuing their education, and five (9.8%) were still seeking employment. 92% of Logan’s master’s degree graduates were satisfactorily occupied within nine months of graduation. Graph below.



Health Informatics

Career Services was able to verify the status of two *Health Informatics* alumni. Both respondents (100%) reported that they were working full-time in their field of study.

Master of Science in Health Informatics

| | | |
|------------------------|---|------|
| <i>Employed</i> | 2 | 100% |
| <i>Total Responses</i> | 2 | 100% |

Nutrition and Human Performance

Data collected from 24 *Nutrition and Human Performance* alumni indicated that 21 (88%) were employed. One (4%) respondent indicated they were planning to pursue certification as a health coach. Two (8%) alumni were actively seeking employment.

| <i>Master of Science in Nutrition and Human Performance</i> | | |
|---|----|------|
| <i>Employed</i> | 21 | 88% |
| <i>Continuing Education</i> | 1 | 4% |
| <i>Seeking Employment</i> | 2 | 8% |
| <i>Total Responses</i> | 24 | 100% |

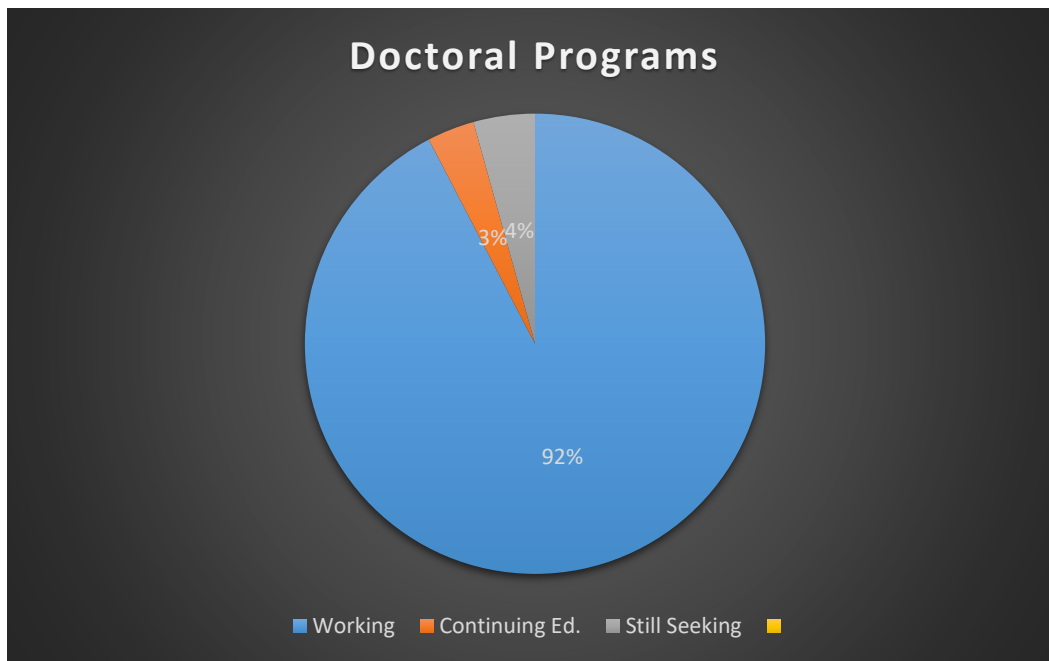
Master of Science in Sports Science and Rehabilitation

Sports Science and Rehabilitation (SSR) alumni supplied 25 survey responses. 20 alumni (80%) were found to be employed or serving in the military. Four (16%) graduates indicated that they intended to seek further education. One (4%) SSR graduate indicated that they were still seeking employment. Table below.

| <i>Master of Science in Sports Science and Rehabilitation</i> | | |
|---|----|------|
| <i>Employed</i> | 20 | 80% |
| <i>Continuing Education</i> | 4 | 16% |
| <i>Seeking Employment</i> | 1 | 4% |
| <i>Total Responses</i> | 25 | 100% |

Doctoral Programs

Career Services obtained information from 92 survey participants enrolled in a doctoral program. Data indicated that 85 (92%) were working. Three (3.3%) graduates in the DC program reported continuing education. Four (4.3%) DC graduates reported that they were still seeking employment. Graph below.



Doctorate of Chiropractic

Chiropractic Students supplied 88 responses. Twenty alumni (80%) were found to be employed or serving in the military. Four (16%) graduates indicated that they intended to seek further education. One (4%) SSR graduate indicated that they were still seeking employment. Table below.

Doctorate of Chiropractic

| | | |
|-----------------------------|----|------|
| <i>Employed</i> | 83 | 94% |
| <i>Continuing Education</i> | 2 | 2.2% |
| <i>Seeking Employment</i> | 3 | 3.4% |
| <i>Total Responses</i> | 88 | 100% |

Doctor of Health Professions

Career Services received four responses from students enrolled in the DHPE program. Three (75%) were found to be employed in the higher education field. One (25%) graduate indicated that they were still pursuing employment. Table below.

| <i>Doctorate of Chiropractic</i> | | |
|----------------------------------|---|------|
| <i>Employed</i> | 3 | 75% |
| <i>Seeking Employment</i> | 1 | 25% |
| <i>Total Responses</i> | 4 | 100% |

Conclusions/Implications/Recommendations

This report contains information obtained from the second round of First Destination surveys conducted through the Career Services office. We will continue to administer the survey and collect data using the same methodology in upcoming trimesters to make determinations regarding resources and support for subsequent trimesters.