

December 2021 Graduate Outcomes

Career Services

Purpose of Assessment

The purpose of this assessment was to obtain information regarding the graduate school and employment outcomes for Logan University alumni.

Methods

Career Services (CS) adheres to the National Association of Colleges and Employers (NACE) standards for collecting outcomes data at various intervals within the nine months preceding and following graduation.

CS administered the First Destination and Exit Surveys electronically through Handshake to Logan University students on track to confer an undergraduate, masters, or doctoral degree for the Fall 2021 trimester. CS team members continued to follow up with graduates and collect data through the Handshake platform, by conducting phone calls, through direct email inquiries, and by obtaining information provided in LinkedIn profiles.

Description of Participants

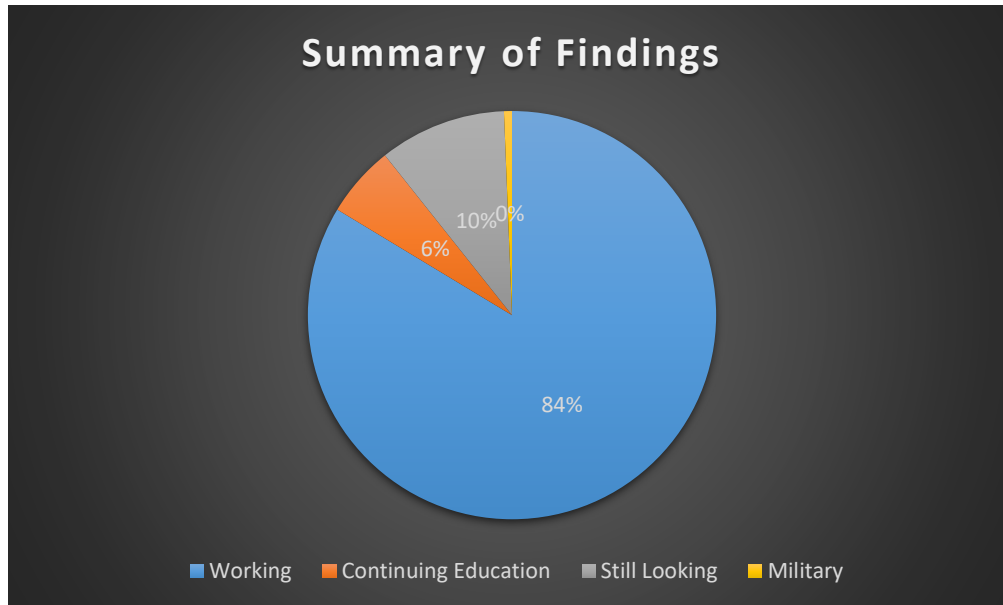
This report includes data from surveys administered to 237 Logan University alumni earning Bachelor’s, Master’s, or Doctorate degrees during the Fall 2021 trimester. Of that total, Career Services was able to verify the status of 159 alumni representing an overall response/knowledge rate of 67.1%.

Responses by Degree Level

<i>Degree Level</i>		<i>Response Count</i>
<i>Bachelor’s</i>	10	
<i>Master’s</i>	52	
<i>Doctoral</i>	97	
Total		159

Findings

Out of 159 alumni responses, 133 (83.65%) were found to be employed full or part time, one (.63%) was serving in the military, nine (5.66%) were continuing their education, sixteen (10.06%) were actively seeking employment. 90% of Logan University graduates from the Fall 2019 trimester were found to be satisfactorily occupied within nine months of graduation. Graph below.



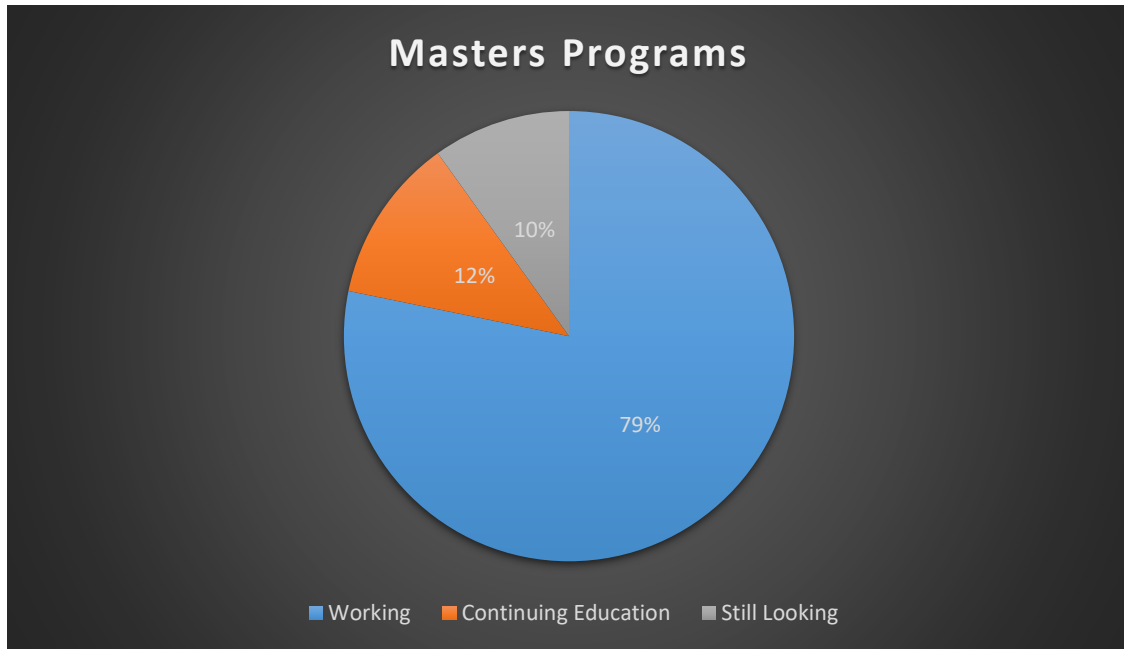
Bachelors Programs

Career Services verified the status of ten graduates from bachelor's degree programs. Seven (70%) graduates reported that they were working. Three (30%) students indicated that they were planning to continue their education. Graph below.



Masters Programs

Results obtained from 52 alumni enrolled in Logan’s master’s degree programs indicate that 41 (79%) were working full or part-time, six (12%) were continuing their education, and five (10%) were still seeking employment. 91% of Logan’s master’s degree graduates were satisfactorily occupied within nine months of graduation. Graph below.



Applied Nutrition and Dietetics

The two graduates that supplied responses from the Applied Nutrition and Dietetics program (100%) reported working full or part time in a position related to their degree. One graduate reported a part-time position serving as a nutrition coach. The other graduate reported working full-time in healthcare administration.

Master of Science in Applied Nutrition and Dietetics

<i>Employed</i>	2	100%
<i>Total Responses</i>	2	100%

Health Informatics/Data Analytics

There was one response from the Health Informatics program and two responses from the Healthcare Data Analytics program. All three survey respondents indicated that they were working full-time in a position related to their degree.

Master of Science in Health Informatics/Data Analytics

<i>Employed</i>	3	100%
<i>Total Responses</i>	3	100%

Nutrition and Human Performance

Data collected from 23 *Nutrition and Human Performance* alumni indicated that 18 (94%) were employed. One (6%) respondent indicated they were actively seeking employment.

Master of Science in Nutrition and Human Performance

<i>Employed</i>	18	94%
<i>Seeking Employment</i>	1	6%
<i>Total Responses</i>	23	100%

Master of Science in Sports Science and Rehabilitation

Sports Science and Rehabilitation (SSR) alumni supplied 24 survey responses. 18 alumni (75%) were found to be employed. Four (17%) graduates reported doing volunteer work with a therapy & wellness organization. Two (9.5%) SSR graduates indicated that they were still seeking employment. Table below.

Master of Science in Sports Science and Rehabilitation

<i>Employed</i>	18	75%
<i>Continuing Education</i>	4	17%
<i>Seeking Employment</i>	2	8.3%

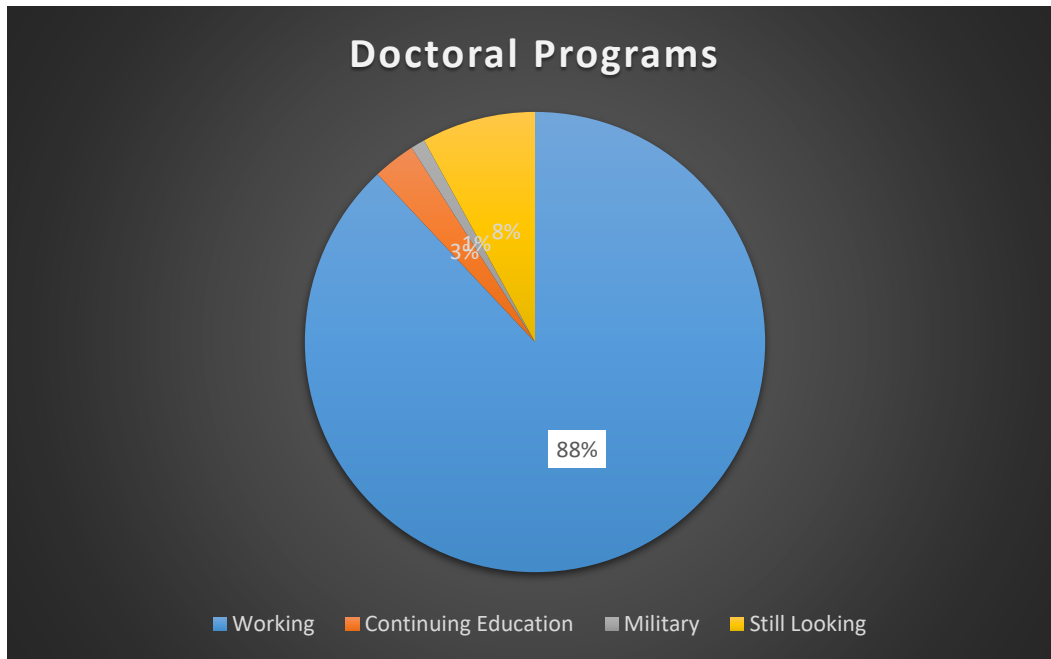
Total Responses

24

100%

Doctoral Programs

Career Services obtained information from 97 survey participants enrolled in a doctoral program. Data indicated that 85 (88%) were working full or part-time three (3%) were continuing their education, one (1%) was serving in the military. Eight (8%) graduates reported that they were still seeking employment. 92% of the graduates from the Doctor of Chiropractic program were satisfactorily occupied. Graph below.



Doctorate of Chiropractic

Chiropractic Students supplied 95 responses. Eighty-three (87%) were found to be employed full time or working as an independent contractor. Three (3.16%) graduates were continuing their education. One graduate reported plans to continue their education abroad and the remaining two needed additional coursework from Logan . One (1.05%) graduate indicated that they were serving as an officer in the Coast Guard. Eight graduates (8%) indicated that they were still seeking employment. Table below.

Doctorate of Chiropractic

<i>Employed</i>	83	87%
Continuing Education	3	3.16%

<i>Serving in the Military</i>	1	1.05%
<i>Seeking Employment</i>	8	8%
<i>Total Responses</i>	95	100%

Doctor of Health Professions

Career Services received four responses from students graduating from the DHPE program. All four (100%) were found to be employed full time. Three were working in higher education and one student was employed in a K-12 setting. Table below.

<i>Doctorate of Health Professions</i>		
<i>Employed</i>	4	100%
<i>Total Responses</i>	4	100%

Conclusions/Implications/Recommendations

We will continue to administer the survey and collect data using the same methodology in upcoming trimesters to make future determinations regarding career resources and support.