

Purpose of Assessment

The purpose of this assessment was to obtain information regarding the graduate school and employment outcomes for Logan University alumni.

Methods

Career Services (CS) adheres to the National Association of Colleges and Employers (NACE) standards for collecting outcomes data at various intervals within the nine months preceding and following graduation.

CS administered the First Destination and Exit Surveys electronically through Handshake to Logan University students on track to confer an undergraduate, masters, or doctoral degree for the Fall 2020 trimester. CS team members continued to follow up with graduates and collect data through the Handshake platform, by conducting phone calls, through direct email inquiries, and by obtaining information provided in LinkedIn profiles.

Description of Participants

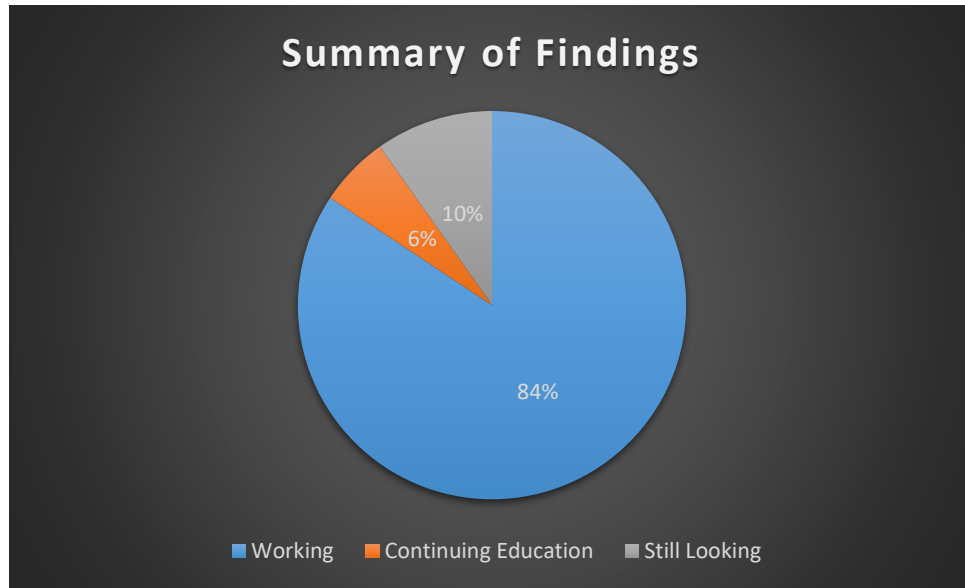
This report includes data from surveys administered to 143 Logan University alumni earning Bachelor’s, Master’s, or Doctorate degrees during the Spring 2021 trimester. Of that total, Career Services was able to verify the status of 102 alumni representing an overall response/knowledge rate of 71.3%.

Responses by Degree Level

<i>Degree Level</i>	<i>Response Count</i>
<i>Bachelor’s</i>	6
<i>Master’s</i>	49
<i>Doctoral</i>	47
Total	102

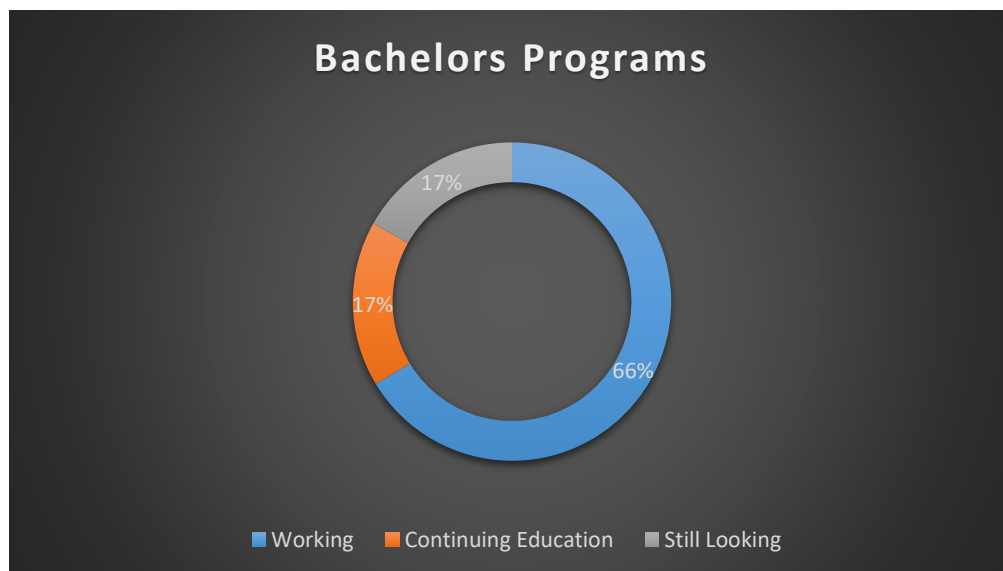
Findings

Out of 102 alumni responses, 86 (84.31%) were found to be employed full time or serving in the military, six (5.88%) were continuing their education, and ten graduates (9.8%) were actively seeking employment. 91.5% of Logan University graduates from the Spring 2021 trimester were found to be satisfactorily occupied within nine months of graduation. Graph below.



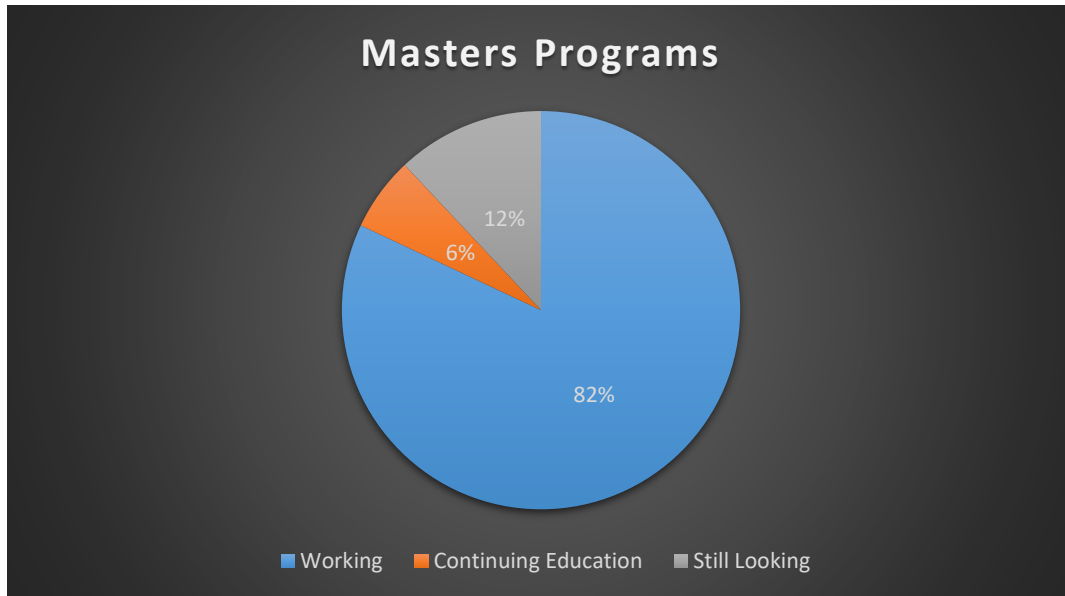
Bachelors Programs

Career Services verified the status of six current students or alumni pursuing a bachelor's degree. Four (67%) graduates reported that they were working. One (17%) student indicated that they were planning to continue their education. One (17%) student indicated that they were still seeking employment. Graph below.



Masters Programs

Results obtained from 49 alumni enrolled in Logan’s master’s degree programs indicate that 40 (82%) were working or serving in the military, three (6%) were continuing their education, and six (12%) were still seeking employment. 88% of Logan’s master’s degree graduates were satisfactorily occupied within nine months of graduation. Graph below.



Health Informatics

There were zero graduates from the Health Informatics program during this reporting period.

Applied Nutrition and Dietetics

Career Services was able to verify the status of two graduates from the Applied Nutrition and Dietetics program during this trimester. Both reported working full-time in the field of nutrition.

Nutrition and Human Performance

Data collected from 31 *Nutrition and Human Performance* alumni indicated that 25 (81%) were employed. Two (6.5%) respondents indicated they were planning to pursue additional education. Four (13%) alumni were actively seeking employment.

<i>Master of Science in Nutrition and Human Performance</i>		
<i>Employed</i>	25	81%
<i>Continuing Education</i>	2	6.5%

<i>Seeking Employment</i>	4	13%
<i>Total Responses</i>	31	100%

Master of Science in Sports Science and Rehabilitation

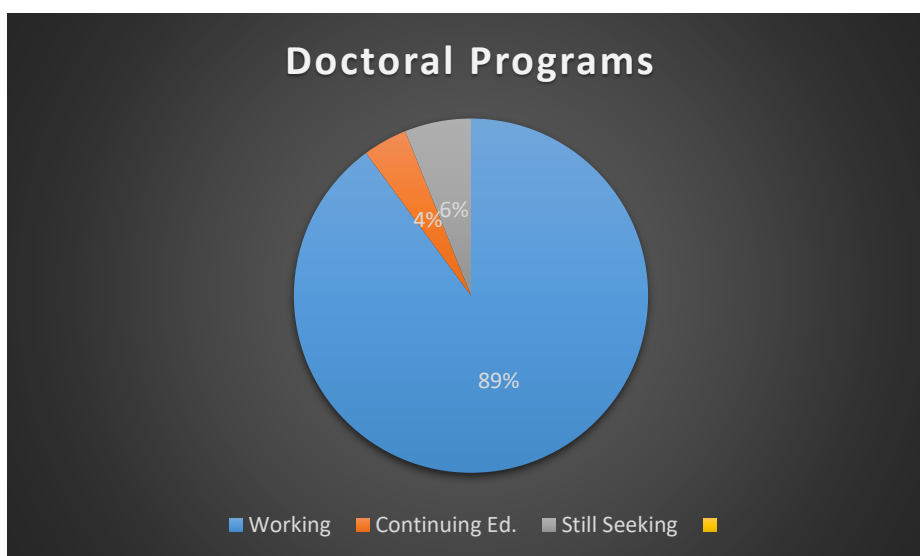
Sports Science and Rehabilitation (SSR) alumni supplied 16 survey responses. Thirteen alumni (81%) were found to be employed. One (6%) graduate indicated that they intended to seek further education. Two (13%) SSR graduates indicated that they were still seeking employment. Table below.

Master of Science in Sports Science and Rehabilitation

<i>Employed</i>	13	81%
<i>Continuing Education</i>	1	6%
<i>Seeking Employment</i>	2	13%
<i>Total Responses</i>	16	100%

Doctoral Programs

Career Services obtained information from 47 survey participants enrolled in a doctoral program. Data indicated that 42 (89%) were working or serving in the military. Two (4%) graduates in the DC program reported continuing education. Three (6%) DC graduates reported that they were still seeking employment. Graph below.



Doctorate of Chiropractic

Chiropractic Students supplied 43 responses. Thirty-eight alumni (88%) were found to be employed or serving in the military. Two (4.6%) graduates indicated that they were seeking further education. Three (7%) graduates indicated that they were still seeking employment. Table below.

<i>Doctorate of Chiropractic</i>		
<i>Employed</i>	38	88%
<i>Continuing Education</i>	2	4.6%
<i>Seeking Employment</i>	3	7%
<i>Total Responses</i>	43	100%

Doctor of Health Professions

Career Services received four responses from students enrolled in the DHPE program. All alumni (100%) were found to be employed full time in a position related to their degree.

<i>Doctorate of Chiropractic</i>		
<i>Employed</i>	4	100%
<i>Total Responses</i>	4	100%

Conclusions/Implications/Recommendations

This report contains information obtained from the second round of First Destination surveys conducted through the Career Services office. We will continue to administer the survey and collect data using the same methodology in upcoming trimesters to make determinations regarding resources and support for subsequent trimesters.