

April 2020 Graduate Outcomes

Career Services

Purpose of Assessment

The purpose of this assessment project was to obtain information regarding the graduate school and employment outcomes for Logan University alumni.

A partial economic shutdown in response to the COVID-19 pandemic resulted in over 20 million lost jobs in the United States and one of the worst job markets since the Great Depression. Despite those challenging circumstances, Logan graduates fared well in the world of work. **90.7% of Logan University graduates from the Spring 2020 trimester were found to be satisfactorily occupied within nine months of graduation.**

Methods

Career Services (CS) adheres to the National Association of Colleges and Employers (NACE) standards for collecting outcomes data at various intervals within the nine months preceding and following graduation.

Beginning April 27th, 2020, CS administered the First Destination and Exit Surveys electronically through Handshake to Logan University students on track to confer an undergraduate, masters, or doctoral degree for the Spring 2020 trimester. CS team members continued to follow up with graduates and collect data through the Handshake platform, by conducting phone calls, through direct email inquiries, and by obtaining information provided in LinkedIn and social media profiles.

Description of Participants

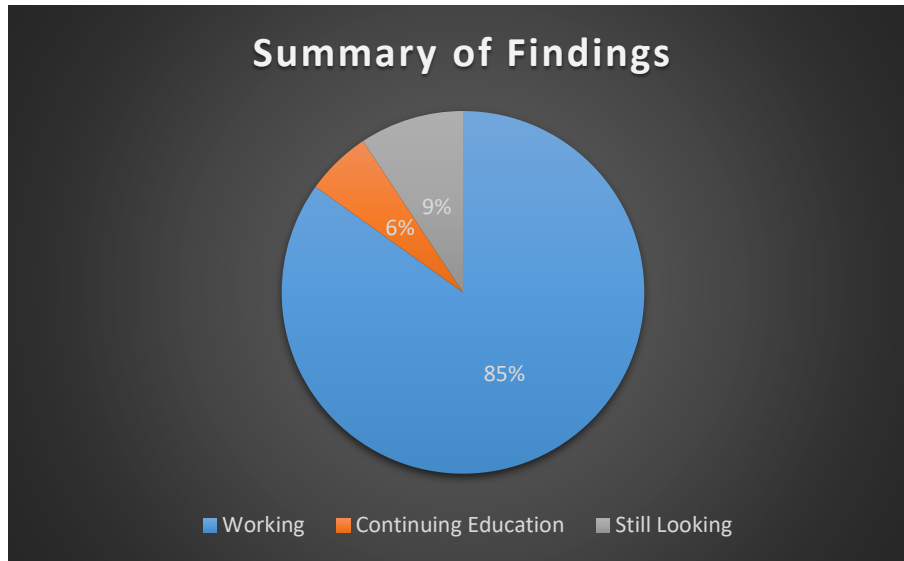
This report includes data from surveys administered to 122 Logan University alumni earning Bachelor's, Master's, or Doctorate degrees during the Spring 2020 trimester. Of that total, Career Services was able to verify the status of 86 alumni representing an overall response/knowledge rate of 70.5%.

Responses by Degree Level

<i>Degree Level</i>	<i>Response Count</i>
<i>Bachelor's</i>	7
<i>Master's</i>	29
<i>Doctoral</i>	50
Total	86

Findings

Out of 86 alumni that responded to the survey, seventy-three graduates (84.88%) were found to be employed full time, five (5.81%) were continuing their education, and eight graduates (9.30%) were actively seeking employment. 90.7% of Logan University graduates from the spring 2020 trimester were found to be satisfactorily occupied within nine months of graduation. Graph below.



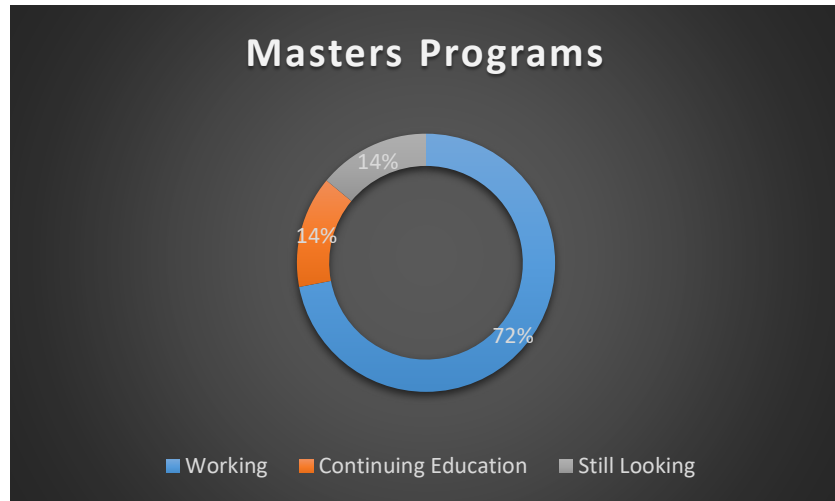
Bachelors Programs

Career Services verified the status of seven current students or alumni pursuing a bachelor's degree. Five indicated that they were currently working (71%) and two (29%) reported that they were continuing their education. 100% of Logan's undergraduate alumni were satisfactorily occupied within nine months of graduation. Graph below.



Masters Programs

Results obtained from twenty-nine alumni enrolled in Logan’s master’s degree programs indicate that twenty-one (72%) were working, four (14%) were continuing their education, and four (14%) were still seeking employment. 86% of Logan’s master’s degree graduates were satisfactorily occupied within nine months of graduation. Graph below.



Master of Science in Health Informatics

There were zero graduates from the Health Informatics Program for the Spring 2020 term.

Master of Science in Nutrition and Human Performance

Data collected from twenty-one *Nutrition and Human Performance* alumni indicated that fifteen (71%) were employed; fourteen of which were working in positions related to their degree and one graduate was working in an unrelated position. Four (19%) respondents indicated they were planning to enroll in continuing education and doctoral programs. Two (9.5%) alumni were actively seeking employment. 90% of Logan’s MSNHP graduates were found to be satisfactorily occupied within 9 months of graduation. Chart below.

<i>Master of Science in Nutrition and Human Performance</i>		
<i>Employed</i>	15	71%
<i>Continuing Education</i>	4	19%
<i>Seeking Employment</i>	2	9.5%
<i>Total Responses</i>	21	100%

Master of Science in Sports Science and Rehabilitation

Sports Science and Rehabilitation (SSR) alumni supplied eight survey responses. Six alumni (75%) were found to be working. One SSR graduate (12.5%) reported plans to enroll in a Health Sciences program at St. Augustine University. One (12.5%) of the SSR graduates indicated that they were still seeking employment. Table below.

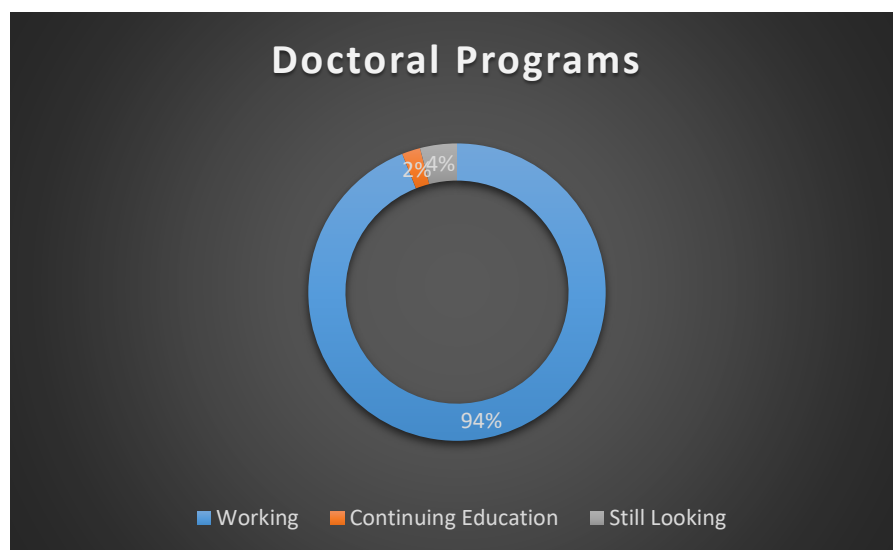
Master of Science in Sports Science and Rehabilitation

<i>Employed</i>	6	75%
<i>Continuing Education</i>	1	12.5%
<i>Seeking Employment</i>	1	12.5%
<i>Total Responses</i>	8	100%

Doctoral Programs

Career Services obtained information from fifty doctoral students and alumni. Data indicated that forty-seven (94%) were working. One DHPE student (2%) reported plans to continue their education in the Doctorate of Medical Sciences Program at A.T. Still. Two graduates in the DC program (4%) reported that they were still seeking employment. 96% of Logan's doctoral graduates were found to be satisfactorily occupied within 9 months of graduation.

Graph below.



Doctor of Chiropractic

Graduates from the DC program supplied forty-three responses. Forty-one doctors (95%) obtained full-time positions, and two (5%) reported that they were still seeking an opportunity. Chart below.

<i>Doctor of Chiropractic</i>		
<i>Employed</i>	41	95%
<i>Seeking Employment</i>	2	5%
<i>Total Responses</i>	43	100%

Doctor of Health Professions Education

Career Services obtained seven responses from DHPE graduates. Six out of seven (86%) reported full or part-time employment in the higher education and healthcare fields. One (14%) alumni indicated that they were planning to pursue a Doctorate of Medical Sciences degree from A.T. Still University. Chart below.

<i>Doctor of Health Professions Education</i>		
<i>Employed</i>	6	86%
<i>Continuing Education</i>	1	14%
<i>Total Responses</i>	8	100%

Conclusions/Implications/Recommendations

This report contains information obtained from the first round of graduate outcome surveys conducted through the Career Services office. We will continue to administer the survey and collect data using the same methodology in future trimesters to make determinations regarding Career Services resources and support.